



# ORAL HISTORY INTERVIEWS FOR SPECIFIC CLAIMS

Angie Bain, UBCIC Research  
September 2022; Updated October 2022



# Introduce yourself

Introduce yourself so they know who you are,  
and why you are there

## Your Questions



Building a relationship in a short amount of time



Asking appropriate/sensitive question



Working more naturally with a questionnaire (conversation)



Avoiding leading questions/knowing what language to avoid



Asking follow-up questions



Getting results

# Building Relationships



**Know yourself/be yourself**

Be authentic and aware

## BUILDING RELATIONSHIPS



**Respectful, sensitive  
and understanding**



Learn the protocols and processes followed by the community/family



Work with a community coordinator to find your interviewees and navigate the process



Be flexible and inclusive (helpers/language speakers/family)



Show your interest & curiosity (actively listen & follow up)

# Asking Good Questions



**Think of** your yeye?

When you are trying to be careful and sensitive with your questions, think of your grandma, and consider asking her those questions

## ASKING QUESTIONS



Work with your legal/negotiations team to draft your questions



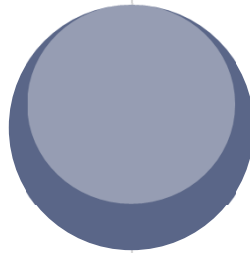
Work with the community coordinator/staff to refine your questions



Consider how your grandma would respond to your questions

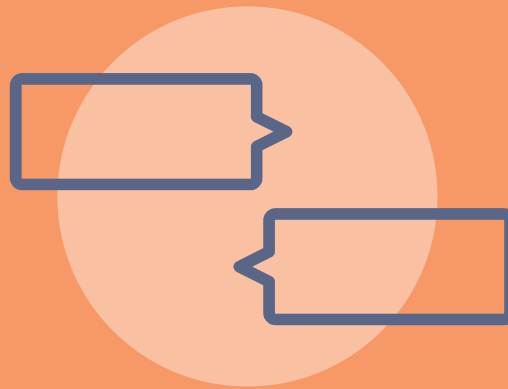


Practice with a patient person first



**What would you ask  
your grandma?**

# Working with Questionnaires




**Practice** makes perfect


When you want to have a more natural conversation or flow to your interview, practice using your questionnaire until you are comfortable with it



## WORKING WITH QUESTIONNAIRES



**Practice till you know it,  
and the conversation  
will flow**



Learn your questions so that you know them by heart



Practice with your team by mixing it up



Throw away your questionnaire (but keep it close by)



Prepare your interviewee (open book test)

# Avoid Leading Questions



**Be sensitive** and aware

To avoid asking leading questions and to know what language to avoid, be sensitive and aware

## AVOID LEADING QUESTIONS



Know your community and interviewee (what are the triggers)




Be culturally sensitive and aware (knowing what language to avoid)



Be careful with how you interpret what you hear

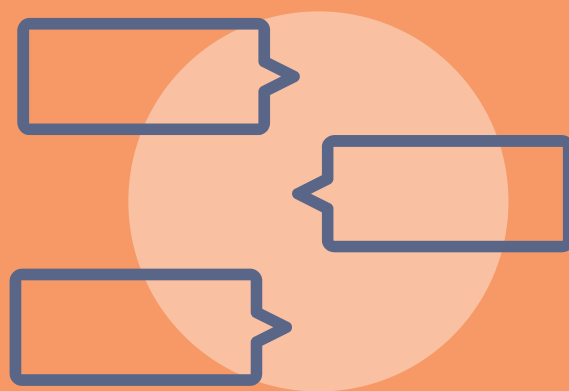


Remember that your role is to listen and learn



**Be sensitive and aware**

# Asking Follow-up Questions




**Shh! Listen!**

Be quiet! Listen!

## ASKING FOLLOW-UP UP QUESTIONS



**Shh! Listen!**



H & 5 W's for every response  
(do you understand who, what,  
when, where, why and how?)



Ask for examples



Be careful with how you  
interpret what you hear



Take a moment, take a step  
back

# Getting Results



**Be curious** but focused

A successful interview requires you to be curious, but focused. Enjoy the process but make sure you use your time well

## GETTING RESULTS



Be curious and engaged, but make the best use of your time




Work together with your interviewee & the community



Repeat and clarify to get it right



When all else fails, try again



**Be curious, be focused**



# Timing is everything

Plan around community events and priorities



**(BONUS)  
TIMING IS  
EVERYTHING**



**Timing is everything**



Consider other community projects or events



Plan for 1 -2-hour session, with breaks as needed



Build in time for introductions & visiting



Consider welfare of the Knowledge Holder



Thanks for **your time**

Always be grateful for what people share